

4

3

2

1

F

F

E

E

D

D

C

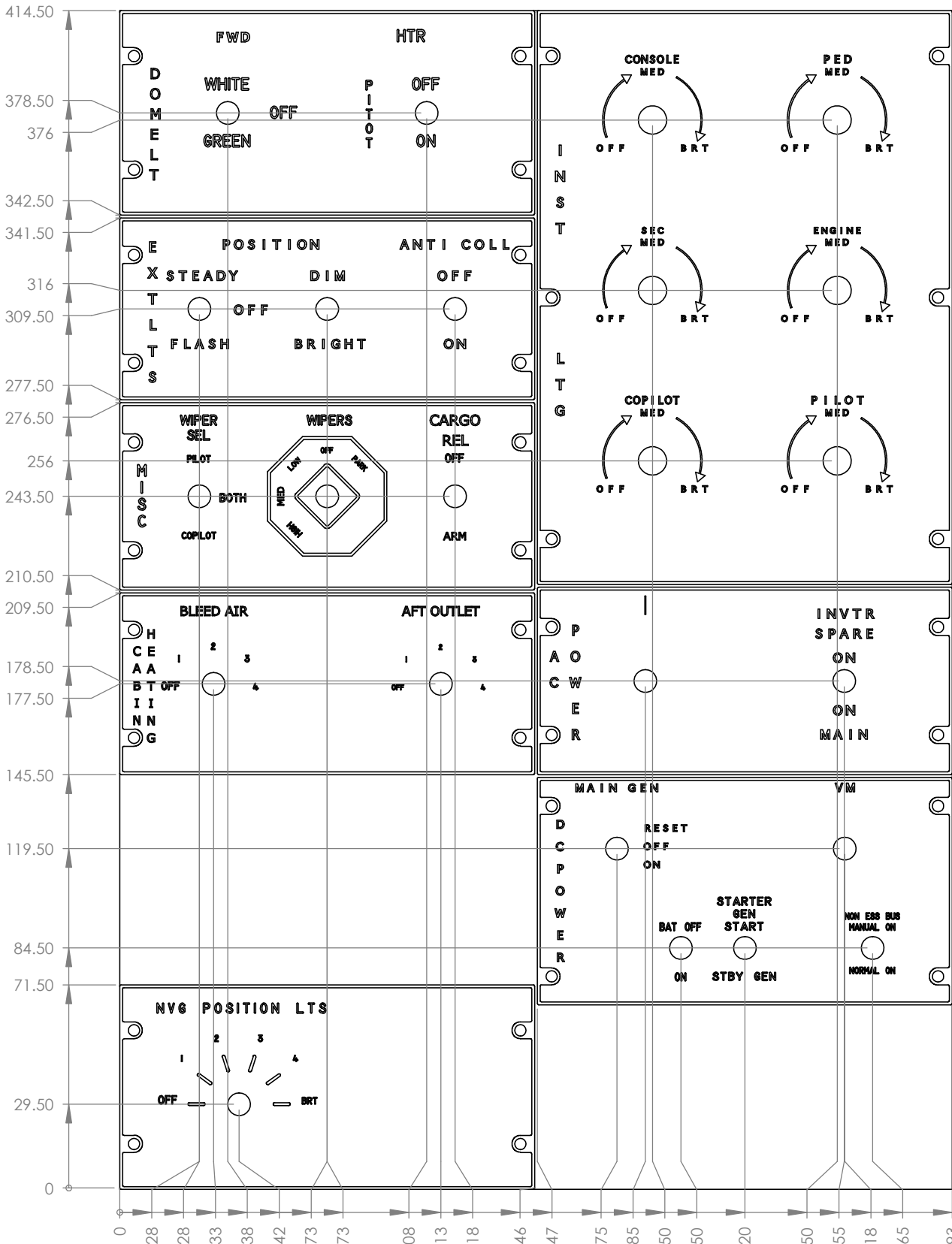
C

B

B

A

A



UNLESS OTHERWISE SPECIFIED:
 DIMENSIONS ARE IN MILLIMETERS
 SURFACE FINISH:
 TOLERANCES:
 LINEAR:
 ANGULAR:

FINISH:
 DEBURR AND
 BREAK SHARP
 EDGES

DO NOT SCALE DRAWING
 REVISION

NAME	SIGNATURE	DATE
DRAWN		
CHK'D		
APPV'D		
MFG		
Q.A		

MATERIAL:
 WEIGHT:

TITLE:
 DWG NO. **dwg_huey_FULL_console_panels**
 SCALE: 1:10
 SHEET 1 OF 2

4

3

2

1

A

4

3

2

1

F

F

E

E

D

D

C

C

B

B

A

A

415

293

FWD HTR

DOM ELT

WHITE OFF

GREEN OFF

PITOT OFF

PITOT ON

POSITION ANTI COLL

XT STEADY DIM OFF

FLASH BRIGHT ON


WIPER SEL WIPERS CARGO REL

FLIGHT BOTH

COPILOT ARM

BLEED AIR AFT OUTLET

1 2 3 4



HVG POSITION LTS

1 2 3 4

OFF BRT

CONSOLE MED PED MED

OFF BRT

INS T SEC MED ENGINE MED

OFF BRT

LT G COPILOT MED PILOT MED

OFF BRT

AO CW E R INVTR SPARE

ON ON MAIN

MAIN GEN VIB


RESET OFF ON

STARTER GEN

BAT OFF START

ON STBY GEN

MANUAL ON NORMAL ON



UNLESS OTHERWISE SPECIFIED:
DIMENSIONS ARE IN MILLIMETERS
SURFACE FINISH:
TOLERANCES:
LINEAR:
ANGULAR:

FINISH:

DEBURR AND
BREAK SHARP
EDGES

DO NOT SCALE DRAWING

REVISION

NAME	SIGNATURE	DATE		
DRAWN				
CHK'D				
APPV'D				
MFG				
Q.A				
			MATERIAL:	
			WEIGHT:	

TITLE:	
DWG NO.	A4
SCALE:1:10	
SHEET 2 OF 2	

4

3

2

1